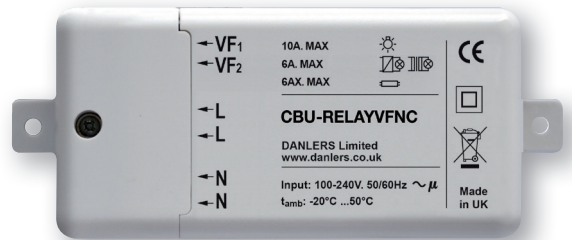


# CBU-RELAYVFN

## Volt Free Relay (normally closed) for use with Casambi controls

Input: 100-240 Vac 50/60Hz

CASAMBI



PLEASE READ THESE INSTRUCTIONS BEFORE INSTALLING THE PRODUCT  
NOTE: CBU-RELAY is only compatible to work with CASAMBI enabled equipment

CBU-RELAYVFN is designed for use with other Casambi enabled controls for switching lighting loads (or other connected loads). Configurable via the free to download Casambi APP on Google Play or Apple APP Store.



### INSTALLATION

To be installed by a competent person with reference to BS 7671 or equivalent local standards. If in doubt consult a qualified electrician.

- Plan where the CBU-RELAYVFN is to be located (see diagram 1). Switch off supply and check for hidden cables and pipes.
- The CBU-RELAYVFN should be connected as shown in diagrams 1 and 2:

L - Live in. N - Neutral in.

VF1 - Volt free contact. VF2 - Volt free contact

### OPERATION

To control the lighting load (or other connected load) the load must be wired to the CBU-RELAYVFN switching relay as shown in diagrams 1 and 2.

The lighting can then be controlled wirelessly via other Casambi enabled controls and configured by the Casambi App.

### PRECAUTIONS

- Ensure wires and cables are securely held within the connection terminals.
- Please ensure the most recent edition of the appropriate local wiring regulations are observed and suitable protection is provided e.g. 10 amps over current, 1kV over voltage.
- Disconnect the CBU-RELAYVFN from the circuit before performing insulation testing of the wiring circuit.**

### TECHNICAL DETAILS

INPUT	
Voltage:	100 - 240Vac
Frequency:	50/60Hz
Max. mains current:	16mA
Standby current:	12mA

LOADING	
Fluorescent lamps, either high frequency of switch start	10 amps (2300W)
Incandescent or mains halogen lamps	10 amps (2300W)
Electronic or wire wound transformers.	6 amps (1500W)
LED lamps and drivers (PF ≥ 0.95).	6 amps (1500W)
Compact fluorescent.	6 amps (1500W)
Fans	1 amp (250W)
Inrush current	120A, 20ms
RADIO TRANSCEIVER	
Operating frequencies:	2.4... 2,483 GHz
Max. output power:	+4 dBm
OPERATING CONDITIONS	
Note: The temperature difference between the detection target and the background must be at least 4 °C.	
Ambient temperature:	-20... +50 °C
Storage temperature:	-25... +75 °C
Max. relative humidity:	0... 80%, non cond.
CONNECTORS	
Terminal block	0.5mm <sup>2</sup> - 2.5mm <sup>2</sup>
Wire size:	solid or stranded
Wire strip length:	6-7mm
Tightening torque:	0,4 Nm/4 Kgf.cm
MECHANICAL DATA	
Dimensions:	120mm x 50mm x 32mm
Weight:	115g (unpacked)
Degree of protection:	IP40
Protection class:	Built-in Class 2
Material (casing)	Flame-retardant polycarbonate
Finish / Colour	Matt /White (RAL 9003)
Protection class:	Built-in Class 2
CONFORMITY AND STANDARDS	
EMC emission:	IEN60669-2-1:2004 inc. A12:2010
EMC immunity:	IEN60669-2-1:2004 inc. A12:2010
Safety:	IEN60669-2-1:2004 inc. A12:2010
Environment:	Complies with WEEE and RoHS directives

### Suggested typical wiring

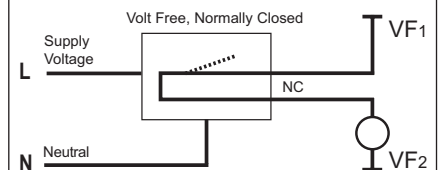
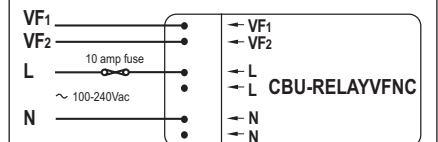


DIAGRAM 1



L - Live in. N - Neutral in.  
Two neutral and two live terminals are available for easy 'loop in' and 'loop out' connection.

DIAGRAM 2

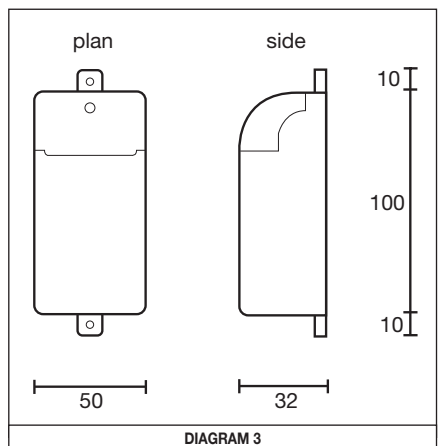


DIAGRAM 3

### 5 YEAR WARRANTY

CBU-RELAYVFN comes with a 5 year warranty from the date of manufacture and is CE marked.



DANLERS Limited, Vincients Road, CHIPPENHAM, Wiltshire, SN14 6NQ, UK.  
Telephone: +44 (0)1249 443377 Fax: +44 (0)1249 443388 E-mail: sales@danlers.co.uk  
[www.danlers.co.uk](http://www.danlers.co.uk)

Company Registered Number 2570169 VAT Registration Number 543 5491 38