

CBU-BMPIRWZSW

Batten Mount Passive Infra Red (PIR) Occupancy Detector & Photocell

Input: 100-240 Vac 50/60Hz

CASAMBI

PLEASE READ THESE INSTRUCTIONS BEFORE INSTALLING THE PRODUCT

NOTE: This product is only compatible to work with Casambi enabled equipment.

This CBU-BMPIRWZSW module is designed for building into luminaires. Configurable via the free to download Casambi APP on Google Play or Apple APP Store.

INSTALLATION

To be installed by a competent person with reference to BS 7671 or equivalent local standards. If in doubt consult a qualified electrician.

- Plan where the CBU-BMPIRWZSW is to be located (see diagram 1).
- Switch off supply to the lighting batten.
- Remove the 20mm knockout from the end of the lighting batten.
- Remove the 20mm threaded nut from the sensor.
- Feed the trailing wires through the knockout hole, with the sensor facing downwards tighten the 20mm nut (see diagram2).
- The CBU-BMPIRWZSW device should be connected as shown (see diagram 3).

BROWN Live supply.
BLUE Neutral supply.
WHITE Switch Live.

OPERATION

To check the operation of the CBU-BMPIRWZSW:

- Turn on the supply then after 20 seconds if the sensor has recognised movement of a person within its zone of detection the integral red LED on CBU-BMPIRWZSW will flash.
 - Thereafter, every time movement is detected by CBU-BMPIRWZSW the integral red LED will flash.
- The control also features adjustable time out (time lag) control and daylight threshold control which are configured by the APP.

PRECAUTIONS

- Do not place the CBU-BMPIRWZSW near heat sources, fans or in ventilated ceiling voids.
- Do not place close to, or positioned such that, any light source points directly into the CBU-BMPIRWZSW.
- The CBU-BMPIRWZSW should be protected by a suitable fuse.
- Disconnect the CBU-BMPIRWZSW from the circuit before performing insulation testing of the wiring circuit.**

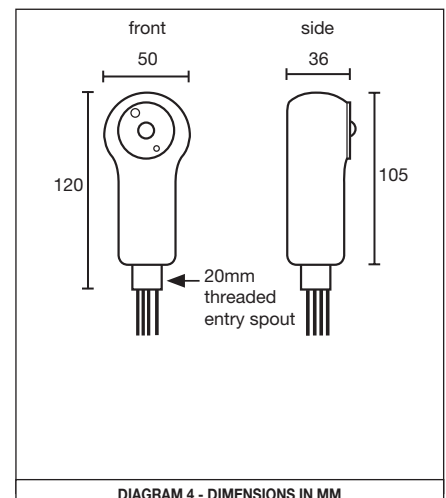
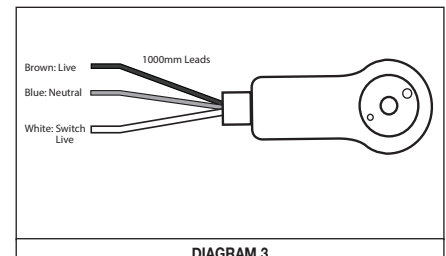
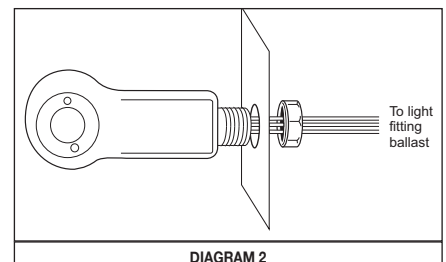
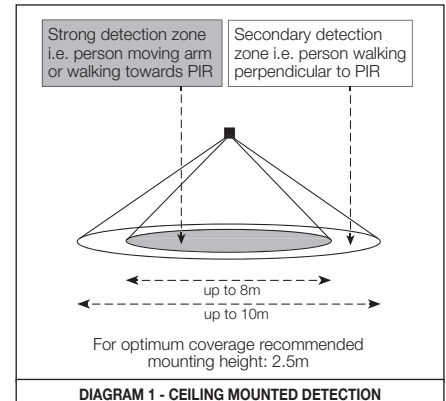
5 YEAR WARRANTY

CBU-BMPIRWZSW comes with a 5 year warranty from the date of manufacture and is CE marked.



TECHNICAL DETAILS

INPUT	
Voltage:	100-240 Vac
Frequency:	50/60Hz
Max. mains current:	20mA
Standby current:	14mA
LOADING	
Fluorescent lamps.	2A (450W)
Incandescent or mains halogen:	2A (450W)
LED lamps and drivers (PF ≥ 0.95):	2A (450W)
RADIO TRANSCEIVER	
Operating frequencies:	2.4... 2,483 GHz
Max. output power:	+4 dBm
LUX PARAMETERS	
Range:	5 - 2000 lux (on face of product)
OPERATING CONDITIONS	
Note: The temperature difference between the detection target and the background must be at least 4 °C.	
Ambient temperature:	-20... +40 °C
Storage temperature:	-25... +75 °C
Max. relative humidity:	0... 80%, non cond.
POWER SUPPLY CONNECTORS	
Wire strip length:	6-7mm
MECHANICAL DATA	
Dimensions:	120mm x 50mm x 36mm
Weight:	95g (unpacked)
Degree of protection:	IP50
Protection class:	Double Insulated
Material (casing)	Flame-retardant polycarbonate/ Polypropylene.
Finish / Colour	Opaque /White (RAL 9003)
CONFORMITY AND STANDARDS	
EMC emission: EN 301 489-1 V2.2.0, EN 301 489-17 V3.1.1, EN 55032: 2015, EN61000-3-2: 2014, EN61000-3-3: 2013	
EMC immunity: EN 301 489-1 V2.2.0, EN 301 489-17 V3.1.1	



DANLERS Limited, Vincients Road, CHIPPENHAM, Wiltshire, SN14 6NQ, UK.
Telephone: +44 (0)1249 443377 Fax: +44 (0)1249 443388 E-mail: sales@danlers.co.uk
www.danlers.co.uk

Company Registered Number 2570169 VAT Registration Number 543 5491 38

20/03/2025

DANLERS

DAT0396 CBU-BMPIRWZSW