

# ISI-CESRSW

## Ceiling Surface Mount Passive Infra Red (PIR) Occupancy Detector & Photocell

Input: 100-240 Vac 50/60Hz

PLEASE READ THESE INSTRUCTIONS BEFORE INSTALLING THE PRODUCT

NOTE: ISI-CESRSW is only compatible to work with DANLERS enabled app.



This ISI-CESR SW Lighting Control can be mounted directly onto solid ceilings or onto a range of different mounting boxes. Configurable for any room occupancy style, via the DANLERS APP on Google Play or Apple APP Store.

### INSTALLATION

To be installed by a competent person with reference to BS 7671 or equivalent local standards. If in doubt consult a qualified electrician.

- Plan where the ISI-CESR SW is to be located (see diagram 1). Switch off supply and check for hidden cables and pipes.
- The ISI-CESR SW should be connected as shown in diagrams 2 and 3:
  - L Live in.
  - N Neutral in.
  - SL Switch Live.
- Knockout or drill the appropriate holes on the mounting plate for attaching the plate to the ceiling or back box (if applicable). Feed cables through the appropriate (side or rear) entry hole. Screw the back mounting plate to the ceiling or back box via the mounting holes. Wire the cables into the sensor head block terminal. Push the sensor head onto the mounting plate and align the side clips with the slots on the sensor heads.

### OPERATION

To check the operation of the ISI-CESR SW:

- Turn on the supply then after 20 seconds if the sensor has recognised movement of a person within its zone of detection the integral red LED on ISI-CESR SW will stay illuminated for 4 seconds before the red LED turns off.
- Thereafter, every time movement is detected by ISI-CESR SW the integral red LED will stay illuminated for 4 seconds.

The control also features adjustable time out (time lag) control and daylight threshold control which are configured by the DANLERS APP.

### PRECAUTIONS

- Do not place the ISI-CESR SW near heat sources, fans or in ventilated ceiling voids.
- Do not place close to, or positioned such that, any light source points directly into the ISI-CESRSW.
- Ensure wires and cables are securely held within the connection terminals.
- The ISI-CESRSW should be protected by a 10 Ampere mcb or fuse.
- Disconnect the ISI-CESRSW from the circuit before performing insulation testing of the wiring circuit.**

### TECHNICAL DETAILS

INPUT	
Voltage:	100 - 240Vac
Frequency:	50/60Hz
Max. mains current:	20mA
Standby current:	18mA
LOADING	
Fluorescent lamps, either high frequency of switch start	10 amps (2300W)
Incandescent or mains halogen lamps	10 amps (2300W)
Electronic or wire wound transformers.	6 amps (1500W)
LED lamps and drivers (PF ≥ 0.95).	6 amps (1500W)
Compact fluorescent	6 amps (1500W)
Fans	1 amp (250W)
Inrush current	120A, 20mS
RADIO TRANSCIEVER	
Operating frequencies:	2.4... 2,483 GHz
Max. output power:	+4 dBm
LUX PARAMETERS	
Range:	5 - 2000 lux
OPERATING CONDITIONS	
Note: The temperature difference between the detection target and the background must be at least 4 °C.	
Ambient temperature:	-20... +40 °C (Iout 20mA)
Storage temperature:	-25... +75 °C
Max. relative humidity:	0... 80%, non cond.
CONNECTORS	
Terminal block	0.5mm <sup>2</sup> - 2.5mm <sup>2</sup> solid or stranded
Wire size:	
Wire strip length:	6-7mm
Tightening torque:	0,4 Nm/4 Kgf.cm
MECHANICAL DATA	
Dimensions:	49mm x 91mm x 91mm
Weight:	98g (unpacked)
Degree of protection:	IP20
Protection class:	Built-in Class 2
Material (casing)	Flame-retardant polycarbonate
Finish / Colour	Matt /White (RAL 9003)
Protection class:	Built-in Class 2

### 5 YEAR WARRANTY

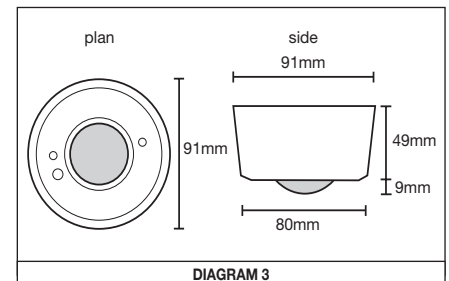
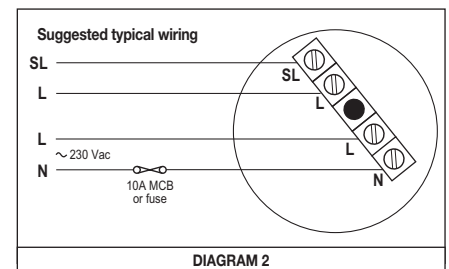
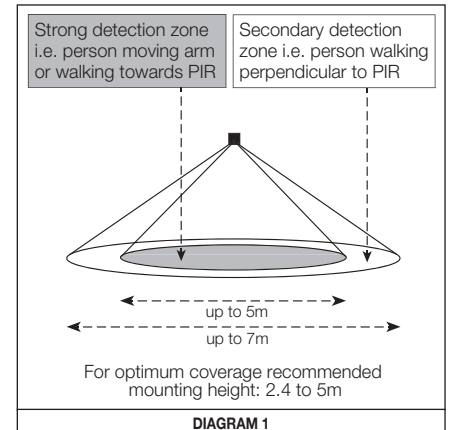
ISI-CESRSW comes with a 5 year warranty from the date of manufacture and is CE marked.

### CONFORMITY AND STANDARDS

**EMC emission:**  
EN 301 489-1 V2.2.0,  
EN 301 489-17 V3.1.1,  
EN 55032: 2015,  
EN61000-3-2: 2014,  
EN61000-3-3: 2013

**EMC immunity:**  
EN 301 489-1 V2.2.0,  
EN 301 489-17 V3.1.1

**Environment:**  
Complies with WEEE and RoHS directives



DANLERS Limited, Vincients Road, CHIPPENHAM, Wiltshire, SN14 6NQ, UK.  
Telephone: +44 (0)1249 443377 Fax: +44 (0)1249 443388 E-mail: sales@danlers.co.uk  
[www.danlers.co.uk](http://www.danlers.co.uk)

Company Registered Number 2570169 VAT Registration Number 543 5491 38

30/03/2022

DAT0157 ISI-CESRSW



# DANLERS