

# ACTIVE INFRA-RED REMOTE CONTROLS



Order code:  
**CEFL AIR**

For simple remote control set-ups with on/off switching, using Active infra-red hand held senders and wall or ceiling mounted receiver switches. The hand senders have a range of approximately 10 metres line of sight.

## Infra-red remote control switching

A mains supply interrupt for a few seconds can be used to reset the switches to off.

The CEFL AIR can be flush mounted through a false or plasterboard ceiling. It has a 2m cable for quick and easy installation.

The WACE AIR can be wall mounted or ceiling surface mounted on a 16mm (plaster depth) box.

### Multi-channel switching

It is possible to have a multi-channel arrangement to control several different circuits of lights or other loads.

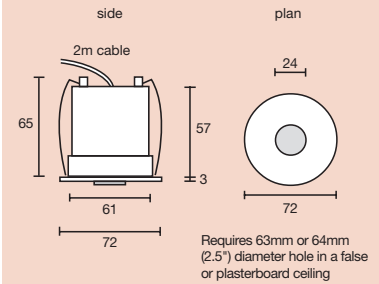
Each receiver would switch its own circuit. Each receiver can be set to receive on one of four channels (A, B, C or D).

The hand senders work on different combinations of channels (as indicated in the order codes).

### Specification

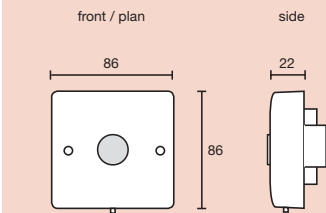
Loading:	Up to 6 amps (1500W) of resistive, fluorescent or inductive lighting loads, or up to 1 amp (250W) of fans.
Wiring diagram:	See diagram 47 below
Dimensions:	CEFL AIR: 72mm diameter x 68mm
	WACE AIR: 86 x 86 x 22mm

### Dimensions in mm (CEFL AIR)



Order code:  
**WACE AIR**

### Dimensions in mm (WACE AIR)



Order codes:  
**HASE A**  
**HASE BC**  
**HASE ABCD**

### Hand senders

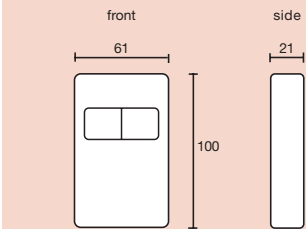
Range of approximately 10 metres line of sight. Hand senders send coded signals to switch the remote control switches on and off.

Available as 1, 2 and 4 channel versions with combinations of channels (A, B, C, D), as in order codes.

Each hand sender requires two AA batteries.

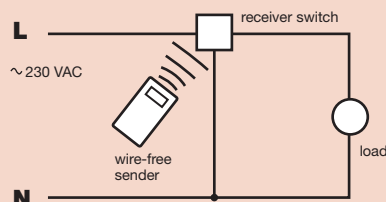
Dimensions: 100 x 61 x 21mm

### Dimensions in mm



## Wiring diagram

### 47. Remote control switching



# ACTIVE INFRA-RED REMOTE CONTROLS



Order code:  
**CEFL AIR MOM**

Remote switching and dimming can be achieved by using a momentary receiver switch as a slave to a Soft start dimmer or Quiet grid dimmer.

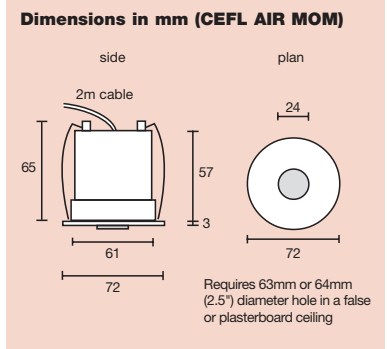
## Infra-red remote control dimming

Suitable for dimming tungsten, mains halogen or dimmable transformer loads.

Loading for Soft start dimmers and Quiet grid dimmers is shown on pages 58 and 59.

The CEFL AIR MOM can be flush mounted through a false or plasterboard ceiling. It has a 2m cable for quick and easy installation.

The WACE AIR MOM can be wall mounted or ceiling surface mounted on a 16mm (plaster depth) box.

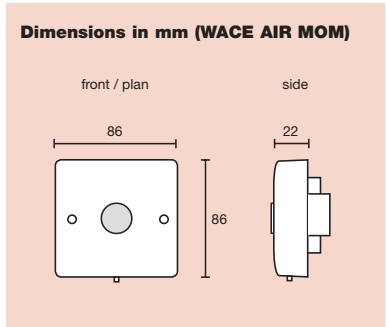


### Specification

Loading:	According to Soft start dimmer or Quiet grid dimmer chosen
Wiring diagram:	See diagram 48 below
Dimensions:	CEFL AIR MOM: 72mm diameter x 68mm
	WACE AIR MOM: 86 x 86 x 22mm



Order code:  
**WACE AIR MOM**



## Wiring diagram

### 48. Remote control dimming

